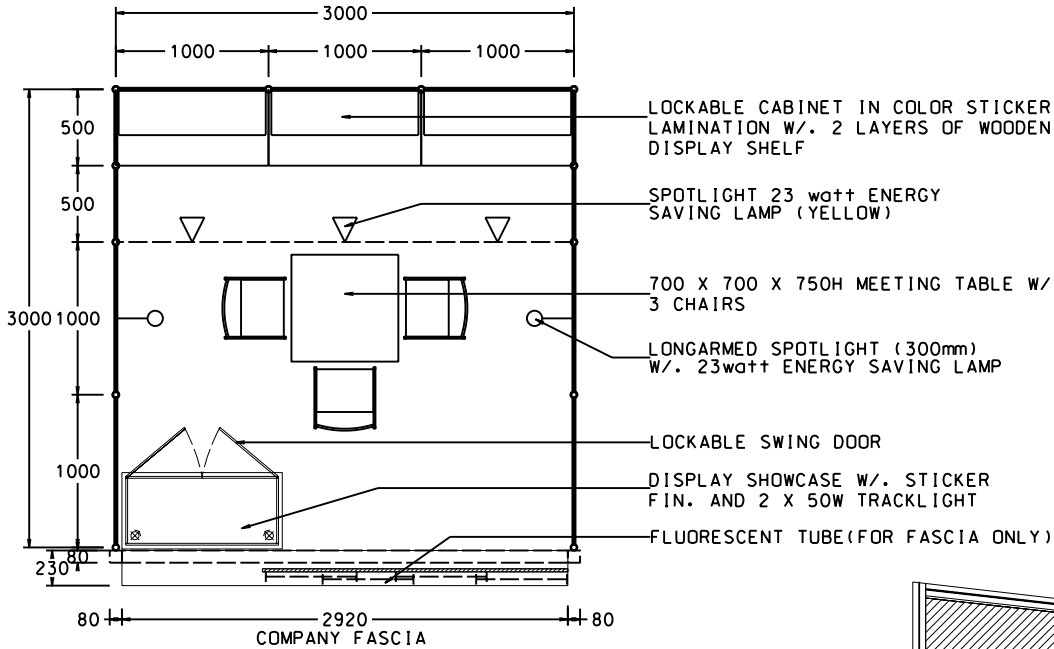



3M x 3M WORLD OF FINE DINING BOOTH

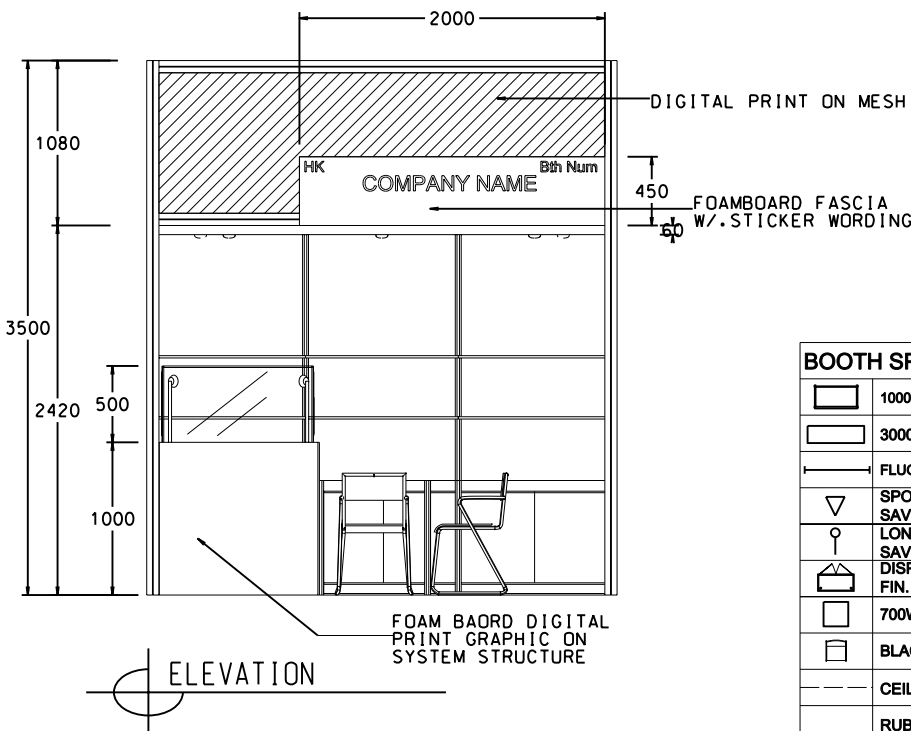
三米乘三米標準攤位



PLAN



PERSPECTIVE



ELEVATION

| BOOTH SPECIFICATIONS | | QTY. |
|----------------------|------------------------------------------------------------------------|------|
| | 1000W x 500D x 750H CABINET | 3 |
| | 3000W x 300D WOODEN DISPLAY SHELF | 2 |
| | FLUORESCENT TUBE (FOR FASCIA ONLY) | 4 |
| | SPOTLIGHT 23 WATT ENERGY SAVING LAMP (YELLOW LIGHT) | 3 |
| | LONG ARMED SPOTLIGHT (300MM) 23 WATT ENERGY SAVING LAMP (YELLOW LIGHT) | 2 |
| | DISPLAY SHOWCASE W/. STICKER FIN. AND 2 X 50W TRACKLIGHT | 1 |
| | 700W x 700D x 750H MEETING TABLE | 1 |
| | BLACK LEATHER CHAIR | 3 |
| | CEILING BEAM | 3M |
| | RUBBISH BIN & CARPET (9sqm.) | |